

**STUNNINGLY  
BEAUTIFUL**

**HAVELLS DESIGNER FANS.**



**HAVELLS**





PRESENTING  
**STUNNINGLY  
BEAUTIFUL**  
HAVELLS DESIGNER FANS.



A company with an unflinching commitment to quality, innovation, and customer satisfaction, Havells India Limited has today emerged as a dominant player in the Fast Moving Electrical Goods industry. The company manufactures a number of products ranging from Cables, Wires and Switchgear in domestic and industrial segments, to Fans, Water Heaters, Small Appliances, Air coolers, Personal Grooming, Home Automation, Switches, LED lighting & fixtures in the consumer facing segments. With the acquisition of Lloyd, and the entry into the Water Purifier and Personal grooming category, the company has become a fine example of successful transition and transformation from a Fast Moving Electrical Goods manufacturer to a true Consumer Durables company, steadily spreading its operations across India.

Havells started its operations in the 1970s and since then, the company has used a judicious mix of organic growth and inorganic opportunities to boost revenues and scale up business. Global recognition came Havells' way in 2007 with the stunning acquisition profile Sylvania, which also pitch-forked it among the top four lighting companies across the world. The company today owns a range of established and prestigious brands like Havells, Lloyd, Crabtree and Standard that are sold through its extensive network of dealers and retailers spread across the country. Havells has 12 state-of-the-art manufacturing units in the country located at Haridwar, Baddi, Sahibabad, Faridabad, Assam, Alwar and Neemrana. These units manufacture globally acclaimed products, synonymous with excellence and precision.


The company has a strong domestic presence with 40 offices employing close to 6,500 professionals across the country supported by over 7,600 dealers and distributors with world-class service network in 400 cities across India. Given the enormous size, scale and reach of the operations, Havells today boats of 415 exclusive brands shop known as Havells Galaxies to provide better shopping experience to our consumers.





## CEILING

- Premium underlight	06
- Special finish	16
- Decorative	22
- Energy saving	38
- Regular	46
- Hi-Speed	52




## PORTABLE

- Table	58
- Wall	62
- Pedestal	72
- Personal	82
- Cabin	86



## VENTILATION

- Premium	90
- Plastic	94
- Metal	94

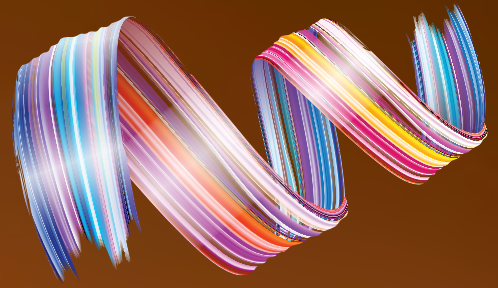


## INDUSTRIAL

- Heavy duty exhaust	100
Wall & Pedestal air circulator	



HAVELLS



PREMIUM  
UNDERLIGHT  
FANS





Dusk Copper

New Arrival

## TRINITY UNDERLIGHT

- Sweep 1200 mm
- Superior metallic paint finish
- Invisible shank to gel with modern interiors
- Remote control for controlling the Fan & Light function
- Breeze and Sleep Mode function in remote control along with light intensity control.
- Dimmable & Tuneable Edge LED light technology with options of Cool Light, Neutral Light & Warm Light



Black Copper





New Arrival

## LUMENO

- Sweep 1320 mm
- LED lights for home decor
- Adjustable light intensity for comfort
- Remote controlled operation
- 5 step speed control



Indigo Blue



WITH REMOTE



Rainbow Pearl Ivory

New Arrival

## OLIVIA

- Sweep 1200 mm
- LED lights for home decor
- Adjustable light intensity for comfort
- Remote controlled operation
- 5 step speed control



Pearl Copper



WITH REMOTE



Slate



## MOMENTA

- Sweep 1320 mm
- Architectural bronze finish
- Remote controlled operations
- Contemporary LED underlight
- Great aesthetics & styling
- Unique designer blades for superior "corner to corner" air flow

Architectural Bronze



WITH REMOTE



Architectural Bronze

## FLORINA

- Sweep 1320 mm
- Classic looks to match premium decor
- Stylish assembly with diffused light
- Unique designer wooden blades with heavy duty motor
- Available in Brushed Nickel with reversible blades
- Remote controlled operations



WITH REMOTE



With Reversible Blade








Metallic Black



Indigo Blue



Pearl White

## STEALTH UNDERLIGHT

- Sweep 1250 mm
- Dust & Mark resistant coating
- Reinforced ABS Blades
- Strong 18 pole motor
- Metallic paint finish
- Highest air delivery in the class
- Dimmable and tunable light
- Edge LED technology



## VENETO

- Sweep 1320 mm
- State-of-the-art aesthetics & styling
- Remote controlled operations
- Integrated canopy
- Contemporary underlight with G9 lamp



Brushed Nickel



WITH REMOTE

## AVION

- Sweep 1320 mm
- Electroplated fan with LED underlight
- Powerful motor with silent operation
- Four stylish blades for wider air delivery



Antique Brass



WITH REMOTE





WITH REMOTE



Reversible Blades with option of White & Black

## AUREUS

- Sweep 1320 mm
- Remote control for on/off, speed & light
- Five blades made of high quality wood
- Powerful motor with silent operation



Antique Brass

## CEDAR

- Sweep 1320 mm
- Five blades made of high quality wood
- Light on/off and speed control by pull chains
- Powerful motor with silent operation
- Electroplated motor cover, blade bracket, downrod & canopies



Brushed Nickel





Antique Copper



Black Nickel

## FUTURO

- Sweep 1320 mm
- Four blades for wider air delivery
- Perfectly streamlined body
- Available with Remote
- Bluetooth controlled underlight fan



Antique Copper



WITH REMOTE

## URBANE

- Sweep 1320 mm
- Embedded LED underlight in ring shape
- Unique color changing option in LED light
- Electroplated motor with antique look
- Remote control for fan speed, light on/off/ color change.
- Powerful motor for high air delivery and silent operation



Black Nickel



Brushed Nickel





## OCTET UNDERLIGHT FAN

- Sweep 1320 mm
- Unique eight blades with robust motor
- Contemporary looks
- Superior air delivery and silent operation
- Great aesthetics & styling

Walnut Black Nickel



WITH REMOTE



Brushed Nickel



## OPUS

- Sweep 1100 mm
- Powerful motor with silent operation
- Brushed nickel finish with 8 transparent blades
- Remote control for on/off, speed & light

Brushed Nickel



WITH REMOTE

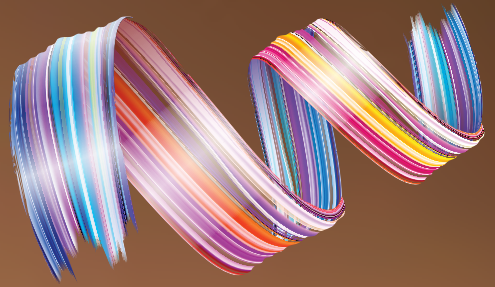


Closed view

HAVELLS







SPECIAL  
FINISH  
FANS



Metallic Black

New Arrival

## STEALTH AIR

- Sweep 1250 mm
- Aerodynamic profile blades for silent operation
- Wide blades with high twist angles leading to high air delivery
- Strong 18 pole high torque motor
- 100% rust free reinforced ABS blades
- Dust and Mark resistant coating



Pearl White



Indigo Blue



Indigo Blue



New Arrival

## STEALTH CRUISE

- Sweep 1320 mm
- Aerofoil profile blades
- Reinforced ABS blades
- Strong 18 pole motor
- Metallic paint finish
- Highest air delivery in the class



Dusk



Metallic Black



Pearl White





Walnut-Black Nickel



Wenge Brushed Nickel

## OCTET

- Sweep 1320 mm
- Unique eight blades with robust motor
- Contemporary looks
- Superior air delivery and silent operation
- State-of-the-art aesthetics & styling



WITH REMOTE

## YORKER

- Sweep 1320 mm
- Electro phoretic lacquered surface for anti rusting
- Special wood finish using water film transfer technology
- Four blades for wider air delivery
- Perfectly streamlined body



American Walnut



Wenge



Brushed Nickel



Antique Copper



Antique Brass



Brushed Nickel

## ORION

- Sweep 1200 mm
- High speed fan
- Electro-phoretic lacquered surface for anti-rusting
- Wider tip blades for effective air circulation



Antique Copper



Antique Brass



Antique Brushed Nickel

## FABIO PLATINUM

- Sweep 1200 mm
- Electro-phoretic lacquered surface for anti-rusting
- Wider blades for effective air circulation
- Optimum performance even at low voltage
- Powerful motor



Antique Copper



Antique Brass







## FLORENCE

- Sweep 1200 mm
- Finish suiting modern interiors
- 4 blades with special finish
- Decorative die cast shank
- Motor body, downrod, canopy & shank in plated finish



Black Antique Brass




Black Antique Nickel



Black Antique Copper



Two Tone Nickel Gold



Antique Brass

New Arrival

## EP TRENDY

- Sweep 1200 mm
- Finish suiting modern interiors
- 3 blades with special finish
- Decorative die cast shank
- Motor body, downrod, canopy & shank in plated finish



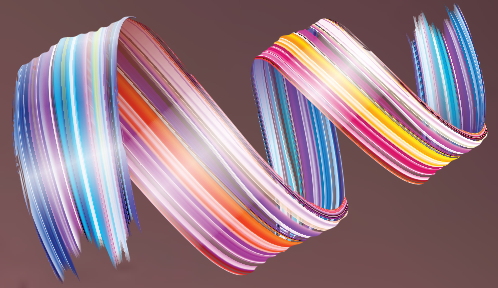
Antique Cooper



Brushed Nickel

**HAVELLS**





# DECORATIVE FANS



Bronze Cola Chrome



Pearl White Copper



## ANTILIA

- Sweep 1200 mm
- Static false bottom cover with IMD pattern
- Defused trims with IMD pattern on the blades
- High speed



Mist Chrome



Metallic Black Chrome







Dusk Copper



Black Copper

New  
Arrival

## TRINITY

- Sweep 1200 mm
- Invisible shank to gel with modern interiors
- Modular motor with full length foiling blade
- Superior metallic paint finish



Matte Black

New Arrival



## FUSION PRIME

- Sweep 1200 mm
- Rich trendy looks
- Curved blades with elegant trims
- Stylish canopies



Indigo Blue

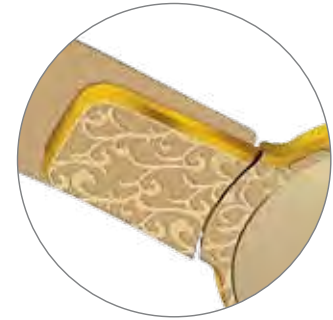


Pearl White





Gold



Silver




New Arrival



## ENTICER HUES

- Sweep 1200 mm
- Unique inmould design pattern
- Designed to gel with modern interiors
- Fresh and novel graphics
- Superior metallic paint finish



Beige

## ENTICER ART AAFREEN

- Sweep 1200 mm
- Unique 3D design pattern
- Designed to gel with modern interiors
- Fresh and novel graphics
- Superior metallic paint finish



Pearl White



Rose Gold



## ENTICER ART

- Sweep 1200 mm
- Unique inmould design pattern
- Designed to gel with modern interiors
- Fresh and novel graphic
- Superior metallic paint finish



White Blue







Heritage Edition

Espresso Brown



## ENTICER ART

- Sweep 1200 mm
- Unique in-mould design pattern
- Designed to gel with modern interiors
- Fresh and novel graphic
- Superior metallic paint finish




Black

Limited Edition



## ENTICER ART

- Sweep 1200 mm
- High Performance motor
- Exotic rich looks with modern styling
- Optimum air delivery even at low voltage
- Unique insert mould pattern
- Special dust resistant paint finish



White





Sapphire Blue Chrome



Smoked Brown



Elegant White



Pearl Ivory Gold



Pearl White Copper

New Arrival



## GLAZE

- Sweep 1200 mm
- Optimum air delivery even at low voltage
- Decorative blade trims
- Metalized Body Ring and Trims for superior finish



Slate



Dusky



Pearl White

New Arrival



## ZESTER

- Sweep 1200 mm
- Optimum air delivery even at low voltage
- Decorative blade trims with 3D design pattern





## LEGANZA

- Sweep 1200 mm
- Metallic paint finish
- High performance even at low voltage
- Superior air delivery
- Innovative designer fan blade
- Exotic blade trims and body ring



Mist Honey



Pearl White Silver



Bronze Gold



## SPARTZ

- Sweep 1200 mm, 1400 mm
- Contemporary elegant design
- Optimum air delivery even at low voltage
- Available in stunning color combinations



Gold Mist Pearl Brown



Pearl White Ocean Blue




Pearl White Baby Blue



## ENTICER

- Sweep 600 mm, 900 mm, 1050 mm, 1200 mm & 1400 mm
- High Performance motor
- Exotic rich looks with modern styling
- Optimum air delivery even at low voltage

\*Espresso brown copper is in matte finish and not dust resistant



Espresso  
Brown Copper




Maroon Chrome



Beige Copper




Pearl white gold



Rose Gold



Pearl White  
Chrome



Metallic Black  
Chrome







QUARTZ



Indigo Blue



Espresso Brown

New Arrival

## ANDRIA

- Sweep 1200 mm
- Modern design to suit contemporary interiors
- High speed
- Ribbed blade ensures high air delivery & air thrust
- Dust resistant & long lasting metallic finish

\*Maroon and Pearl White are metallic and dust resistant



Maroon



Pearl White



Blush Copper

## SAGITTAL

- Sweep 1320 mm
- Electroplated blade trims extended till motor
- Unique mounting of blades on bottom side of motor
- Exotic electroplated ring on motor of pearl white chrome colour



Pearl White Chrome



Mist Honey

## LEGANZA 4B

- Sweep 1200 mm
- Metallic paint finish
- Superior air delivery
- 4 blade innovative design fan
- Exotic blade trims and body ring



Bronze Gold



Pearl White Silver



Ocean Blue Silver



## FESTIVA

- Sweep 1200 mm
- Metallic paint finish
- High performance even at low voltage
- Motor with decorative ring
- Decorative trims on blades & canopy



Pearl Copper Gold



Pearl Ivory



Pearl White Silver





## TROIKA

- Sweep 1200 mm
- Rich trendy looks
- Curved blades with elegant trims
- Stylish canopies



Pearl White Silver



Champagne Honey



Champagne Dusk



## EQUS

- Sweep 1200 mm
- Innovative trim design
- Exotic rich looks with modern styling



Metallic Black Sapphire



Pearl White - Mist





## NICOLA

- Sweep 600 mm, 900 mm, 1200 mm & 1400 mm
- Metallic paint finish
- Contemporary elegant design
- Available in stunning color combinations
- Decorative trims on motor cover & blades



Gold Mist Copper



Pearl Ivory Gold



Pearl White Silver




Bronze Copper

## ARTEMIS

- Sweep 1200 mm
- High speed
- Powder coated for long lasting finish
- Elegant design
- Ribbed aerodynamic blades for superior air delivery



Brown



Elegant White

Ivory







## FUSION

- Sweep 600 mm, 900 mm, 1050 mm, 1200 mm & 1400 mm
- Metallic paint finish
- Decorative trims on motor cover, canopy & blades
- Optimum performance even at low voltage



Expresso Brown



Silver Blue



Beige-Brown



Pearl Ivory Gold



Pearl White Silver



Pearl Brown

## VOGUE PLUS

- Sweep 1200 mm
- High Performance motor
- Exotic rich looks with modern styling
- Optimum air delivery even at low voltage



Ivory Pearl Brown



Silver Blue



**HAVELLS**



# ENERGY SAVING FANS

The current star rating would change w.e.f. 1st November 2019 in accordance to BEE (bureau of Energy Efficiency) directive.



## EFFICIENCIA

- Sweep 1200 mm
- BLDC motor
- 32 Watt power consumption
- No humming sound while running on inverter



Beige




With Remote



Pearl White



Brown



## EFFICIENCIA NEO

- Sweep 1200 mm
- Least power consuming fan-26 W
- PCB housing in the bottom canopy



Ivory



Elegant White







## FUSION 50

- Sweep 1200 mm
- 50 Watt power consumption
- Powerful motor with CRNO Lamination



Pearl Ivory Gold



Beige Brown



Brown




## ES NEO

- Sweep 1200 mm
- 50 Watt power consumption
- Powerful motor with CRNO Lamination



Ivory




White



## ES 40

- Sweep 1200 mm
- 40 watt power consumption
- India's most energy efficient induction motor ceiling fan
- Aerodynamic blades for maximum air delivery
- Available in three colors
- Powerful motor with CRNO Lamination



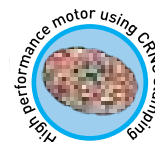
Bianco



Brown




White





## ES-50 PREMIUM

- Sweep 1200 mm
- 50 Watt power consumption
- Powerful motor with CRNO Lamination



White

Ivory



Brown



## ES 50

- Sweep 1200 mm
- 50 Watt power consumption
- Powerful motor with CRNO Lamination
- Also available in 1400 mm size without 5 star rating



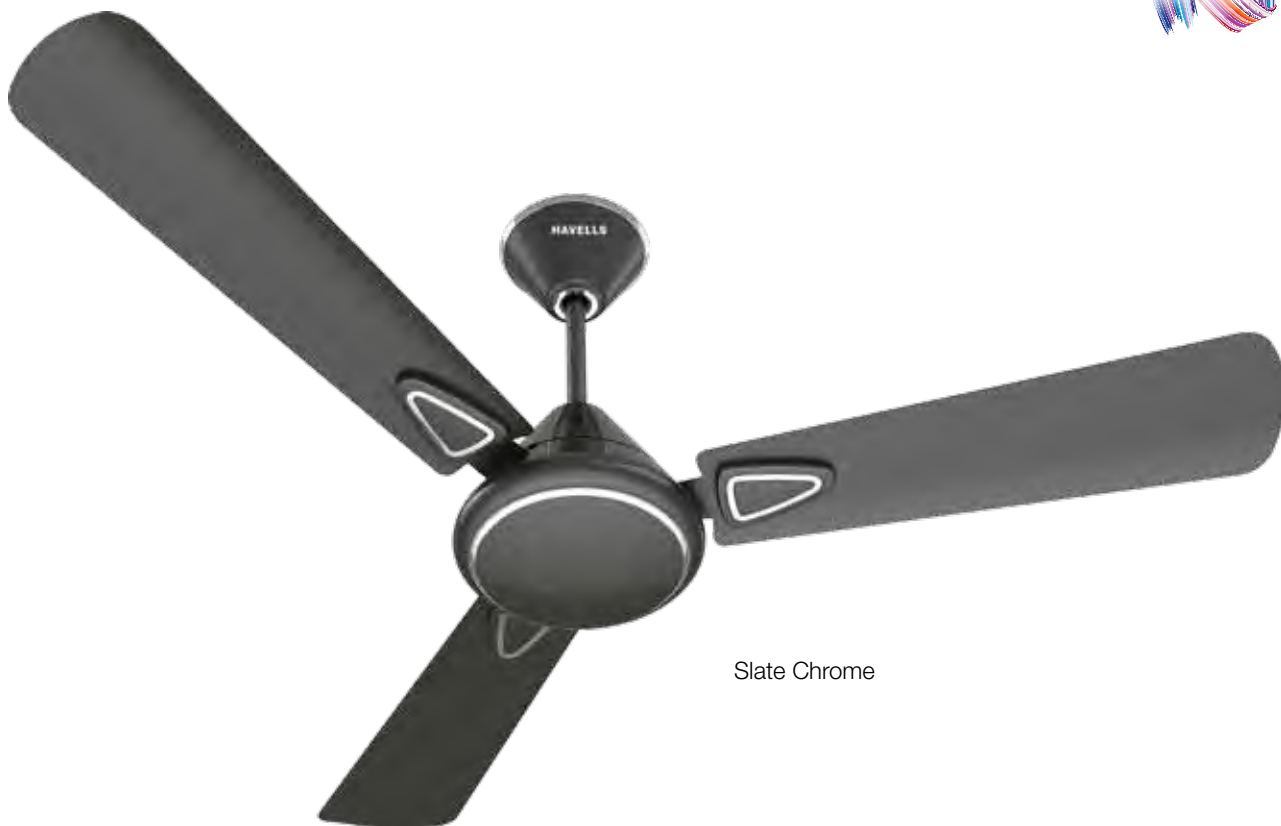
Ivory

White



Brown





Slate Chrome



## FUSION 2 50

HI-SPEED

- Sweep 1200 mm
- 5 Star rated with 390 r/min (RPM)
- 50 W
- High speed decorative model



Pearl Ivory gold








Brown



Ivory



White



## SAMRAAT 50

HI-SPEED

- Sweep 1200 mm
- 50 W
- High speed energy efficient model





# REGULAR FANS



Matt. Pearl White



## SS-390 METALLIC

- Sweep 600 mm, 900 mm, 1050 mm, 1200 mm & 1400 mm
- Three coat metallic finish to enrich the gloss
- Wider tip blades for effective air circulation
- High performance even at low voltage



Sparkle Brown



Pearl Brown



Pearl Ivory Gold







## PACER

- Sweep 600 mm, 900 mm, 1050 mm, 1200 mm & 1400 mm
- High speed fan
- Excellent & long lasting paint finish



Brown



White




Ivory

## VELOCITY

- Sweep 600 mm, 900 mm, 1050 mm, 1200 mm & 1400 mm
- Optimum performance even at low voltage
- Excellent & long lasting paint finish
- Available in high speed also as Velocity HS



Ivory



White



Brown



Bianco




## SS - 390

- Sweep 600 mm, 900 mm, 1050 mm, 1200 mm & 1400 mm
- Aerodynamically designed blades
- Wider tip blade for effective air-circulation
- Superior air-delivery even at low-voltage




Brown




White






Mauve



Rose Gold



Maroon




Pearl White



## SAM MET

- Sweep 1200 mm
- Attractive metallic colors
- High speed
- Royal look





# HI-SPEED FANS





White Chrome

## ENTICER

- Sweep 900 mm, 1050 mm, 1200 mm & 1400 mm
- Designed to gel with modern interiors
- High Performance even at low voltage
- Superior metallic paint finish



Bronze Copper

## NICOLA

- Sweep 600 mm with 850 r/min (RPM)
- High speed fan
- Excellent & long lasting paint finish
- Also available in Gold Mist-Copper & Pearl Ivory-Gold



Pearl White Silver





Brown

## VELOCITY

- Sweep 600 mm with 850 r/min (RPM)
- Available in White, Ivory & Brown



White

## SS 390

- Sweep 600 mm with 850 r/min (RPM)
- High speed fan
- Excellent & long lasting paint finish
- Available in Bianco, White & Brown



## FUSION

- Sweep 600 mm with 850 r/min (RPM)
- Available in Silver Blue, Pearl Ivory Gold, Beige Brown & Pearl White Silver



Silver Blue



Pearl Ivory Gold



Beige Brown





## PACER

- Sweep 600 mm with 850 r/min (RPM)
- Available in White, Ivory & Brown




White



Brown

## SPEEDSTER

- Sweep 750 mm
- High speed fan



White







# TABLE FANS



## SAMEERA

- Sweep 400 mm
- Jerk free oscillation
- 120 ribs guard
- Pivot arrangement for tilting & oscillation
- Aerodynamically designed & balanced PP blades



## SWING LX

- Sweep 400 mm
- Smooth oscillation
- 120 ribs guard
- Pivot arrangement for tilting & oscillation
- Aerodynamically designed & balanced PP blades
- Available in cherry & white





## ACCELERO

- Sweep 400 mm
- Smooth oscillation
- Hi-speed motor for better air delivery
- Superior low voltage performance



## SWING LX HS

- Sweep 400 mm
- High speed motor for better air delivery
- Smooth oscillation & running
- Superior low voltage performance
- Available in 2 colours




## VELOCITY NEO-HS

- Sweep 400 mm
- High speed motor for better air delivery
- Smooth oscillation & running
- Superior low voltage performance









WALL FANS





New  
Arrival

## AINDRILA

- Sweep 400 mm
- Upto 8 hours timer
- Remote control operation
- Soft touch panel for fan operation
- ABS body for high strength and gloss
- Standard, Natural, Breeze & Sleep Mode
- Additional fuse for protection against high voltage & spikes





## SWING

- Sweep 300 mm
- Elegantly designed fan base
- 120 ribs guard
- Pull cord control for speed & oscillation On-Off
- Aerodynamically designed & balanced blades



## D'ZIRE

- Sweep 300 mm
- Elegantly designed fan base in round shape
- 5 Leaves transparent AS blade
- Stylish contemporary look
- Pull cord control for speed & oscillation





## SWING HI-SPEED

- Sweep 300 mm
- Elegantly designed fan base
- High speed motor for higher air delivery
- Pull cord control for speed & oscillation On-Off
- Aerodynamically designed & balanced blades



## D'ZIRE HS

- Sweep 300 mm
- Elegantly designed fan base in round shape
- Stylish contemporary look
- Pull cord control for speed & oscillation






## PLATINA HI-SPEED

- Sweep 400 mm
- Smooth oscillation & running
- High speed motor for higher air delivery
- Superior low voltage performance
- Aerodynamically designed balanced heavy duty PP blade



## ACCELERO

- Sweep 300 mm & 400 mm available
- Hi-speed motor for better air delivery
- Smooth oscillation
- Superior low voltage performance
- Pull cord for 3-speed control







## SAMEERA

- Sweep 400 mm
- Elegant looks
- High Air Delivery
- Attractive colour combinations



## SWING

- Sweep 400 mm
- Elegantly designed fan base
- Pull cord control for speed & oscillation On-Off
- Aerodynamically designed & balanced blades







## D'ZIRE

- Sweep 400 mm
- Elegantly designed fan base in round shape
- Stylish contemporary look
- Pull cord control for speed & oscillation



## PLATINA

- Sweep 400 mm
- High performance motor for better air delivery
- Smooth oscillation & smooth running
- Aerodynamically designed & balanced heavy duty PP blades
- Superior low voltage performance





New  
Arrival

## GIRIK

- Sweep 400 mm
- Sturdy & heavy duty aluminium blades for higher air delivery
- Sleek & stylish design
- Pull card switch for speed & oscillation



## PLATINA REMOTE

- Sweep 400 mm
- Smooth oscillation fitted with synchronous motor
- Fan with built-in I.R. remote control
- High performance motor with over-heat protection
- World class styling & finish
- Facility to control wind & nature mode
- Aerodynamically designed & balanced AS blades





## AIRBOLL HI-SPEED

- Sweep 450 mm
- High speed motor for better air delivery
- Smooth oscillation
- Aerodynamically designed & balanced propeller type blades
- Superior low voltage performance




## V3

- Sweep 450 mm
- Sturdy & heavy duty aluminium blades for higher air delivery
- Sleek & stylish design
- 120 spokes nickel chrome plated guard
- Smooth oscillation









# PEDESTAL FANS





New  
Arrival

## AINDRILA

- Sweep 400 mm
- Upto 8 hours timer
- Breeze and sleep mode
- Soft touch panel for fan operation
- ABS body for high strength and gloss
- Interchangeable LED light at the base
- Additional fuse for protection against high voltage & spikes





## ACCELERO

- Sweep 400 mm
- Hi-speed motor for better air delivery
- Smooth oscillation
- Superior low voltage performance



## AUGUSTA

- Sweep 400 mm
- 3 speed and 2 hours timer
- Fully adjustable height
- Optional oscillation for broad room coverage
- Tilts where air is needed



## TRENDY

- Sweep 400 mm
- Available in attractive colour combinations
- Elegantly designed switch box
- Higher air delivery
- Also available with timer





## SWING

- Sweep 400 mm
- Smooth oscillation
- Elegantly designed switch box
- Superior low voltage performance



## SPRINT LED

- Sweep 400 mm
- Strong motor for better air delivery
- Superior low voltage performance
- Heavy base for stability
- LED indicator lights
- Available in two attractive color combinations

*Model also available without remote.*



360° Surround Air  
Technology

## TOURNER

- Sweep 400 mm
- Up to 8 hours timer for automatic switch OFF
- Unique adjustable oscillation from 30° to 360°
- 90° face up position for air circulation in room
- Remote control operation and LED touch panel on fan
- Super silent operation







New  
Arrival



## MINI PEDESTAL

- Sweep 250 mm
- Three step speed control
- Aluminium blades for high air flow
- Smooth oscillation & wider area coverage
- Self-protected motor in case of over-heating



## GIRIK

- Sweep 400 mm
- Elegant look
- Aluminium blade for high air thrust
- Powerful motor for high air delivery
- Up to 2 hours timer with automatic switch OFF

## V3

- Sweep 450 mm
- Strong motor for better air delivery
- Smooth oscillation
- Aerodynamically designed rust proof aluminium blades
- Superior low voltage performance
- Heavy base for stability





## GATIK

- Sweep 400 mm
- Up to 2 hours timer with automatic switch OFF
- High air delivery
- Elegant look
- Special 4 speed control



## SPRINT-18 HS

- Sweep 450 mm
- Strong motor for better air delivery
- Smooth oscillation
- Superior low voltage performance
- Heavy base for stability



## SPRINT-16 HS

- Sweep 400 mm
- Strong motor for better air delivery
- Smooth oscillation
- Superior low voltage performance
- Heavy base for stability





## WINDSTORM

- Sweep 400 mm
- High performance motor
- Aerodynamically designed blades
- World class styling & finish



## WINDSTORM NEO

- Sweep 450 mm
- Three speed control
- Attractive bi-colour metallic finish
- Telescopic height adjustment from 1040 mm to 1240 mm
- Unique aerodynamically designed 4 leaf metal blade for excellent air thrust



## WINDSTORM II

- Sweep 500 mm
- Three speed control
- Attractive bi-colour metallic finish
- Powerful energy efficient heavy duty motor
- Telescopic height adjustment
- Unique aerodynamically designed 3 leaves metal blade for excellent air thrust

Also available with oscillation.



**HAVELLS**





# PERSONAL FANS





## I COOL

- Sweep 175 mm
- Unique multi-directional adjustment for desired air flow
- Unique propeller, deep pitched blades for powerful air flow
- Multi purpose fan can be mounted on table, wall & ceiling



On wall



On Table



On Ceiling



Black Grey



White Maroon



## BIRDIE

- Sweep 230 mm
- Aerodynamically designed blades with aerofoil section for maximum air efficiency
- Unique rocker design for rotation of fan head both in horizontal and vertical plane
- Multi use fan can be mounted on desk and wall
- Powerful energy efficient motor to deliver strong air flow



Yellow Maroon



Black Grey





## CRESCENT

- Sweep 250 mm
- Revolving grill for wide spread of air
- Table and wall mounting - dual purpose
- 3 speed operation and 2 hour timer
- 180° fan head movement
- Super silent operation

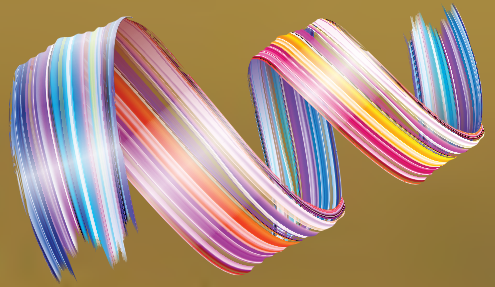


## BREEZO

- Sweep 300 mm
- High Speed & High air thrust
- Multipurpose - Can be used as Desk fan or Wall fan
- Three speed control







# CABIN FANS





## CIERA

- Sweep 300 mm
- Grill for protection
- High speed motor for higher air delivery
- Ideal for mounting on low height ceiling and in cabin





## SWING GYRO

- Sweep 400 mm
- 360 degree gyroscopic movement/  
adjustable wind direction
- Grill for protection
- Ideal for mounting on low height ceiling
- Aerodynamically designed balanced ABS blades







# VENTILATION FANS

(PREMIUM)





Inox



## VENTO JET - AUTO

- Sweep 100 mm, 150 mm
- Brushed steel finish/Off White
- Automatic front shutter
- High suction capacity
- Silent operation
- Wall, ceiling and glass mounting
- Removable & Screw less front for easy cleaning



Off White





Inox

## VENTO JET

- Sweep 100 mm, 150 mm
- Brushed steel finish / Off-white
- Modular concept
- High suction capacity
- Silent operation
- Wall, ceiling and glass mounting
- Removable & Screw less front for easy cleaning



Off White





# VENTILATION FANS

(PLASTIC & METAL)





New Arrival

## VENTILAIR HUSH

- Sweep 100 mm & 150 mm
- Modular concept
- High suction capacity
- Silent operation
- Removable Screw less front for easy cleaning



New Arrival

## DXW CELSO

- Sweep 150 mm & 200 mm
- Modern looks and sleek design for easy fitting
- Ideal for mounting on glass
- Pull cord for fan switch on-off and shutter open-close
- Shutter to prevent entry of insects, pest and rodents

## VENTILAIR DXZ

- Sweep 100 mm & 150 mm
- Easy Installation on Glass/window panels
- High Quality Plastic, resistant to colour change
- Elegant front grill





## VENTILAIR DXW NEO

- Sweep 150 mm
- Easy installation on glass window & wood panels



## VENTILAIR DXW

- Sweep 100 mm & 150 mm
- Ideal for mounting on glass window & wood panels

## VENTILAIR DXR

- Sweep 150 mm
- Back shutter & fan ON-Off operations are inter-locked through pull cord



## VENTILAIR DX

- Sweep 150 mm, 200 mm & 250 mm
- Ideal for mounting on wood & glass
- High quality engineering plastic, resistant to colour change with anti-static properties



## VENTILAIR DX-WE

- Sweep 150 mm
- Suitable for window & wall mounted indoor installation
- Electrically operated automated front shutter
- Modern design, fashionable & elegant look

*DX-WT also available with silent operation of shutter.*



## VENTILAIR DX-C

- Sweep 130 mm
- Modern design & elegant look
- Ideal for centrally air conditioned bathrooms and mounting on ceiling



## VENTILAIR DB-NEO

- Sweep 230 mm & 300 mm
- Speed 1400 r/min (RPM)
- Sturdy steel bird guard
- Propeller type metal blade
- Trouble free continuous operation
- Double Ball Bearing heavy duty motor



## VENTILAIR DS

- Sweep 150 mm, 230 mm & 300 mm
- Specially designed metal blade
- Powder coated long lasting finish
- Sturdy steel bird guard



## VENTILAIR DB

- Sweep 230 mm & 300 mm
- Double ball bearings, heavy duty motor with protective steel bird guard
- Robust construction

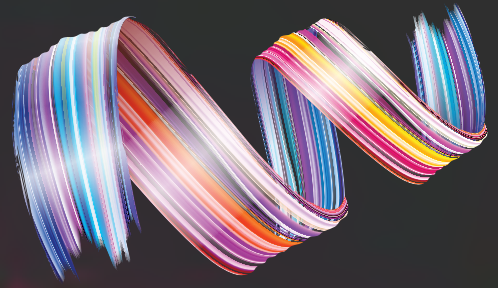


## VENTILAIR DSP

- Sweep 230 mm & 300 mm
- Specially designed metal blade
- Powder coated long lasting finish
- Sturdy steel bird guard







# INDUSTRIAL FANS

HEAVY DUTY EXHAUST,  
WALL & AIR CIRCULATORS



## TURBOFORCE

### PEDESTAL AIR CIRCULATOR FAN

- Aerodynamically designed blades for higher air delivery and minimal noise levels
- Double 'z' shielded ball bearings for longer life
- Oscillation up to 90 degrees for total flexibility
- Sturdy brazed wire guards with powder coating ensures corrosion resistance
- Minimal power consumption
- Generally conforming to IS: 2997-1964 standards
- Available in 450 mm, 600 mm and 750 mm sizes







## TURBOFORCE WALL AIR CIRCULATOR FAN

- Aerodynamically designed blades for higher air delivery and minimal noise levels
- Double 'z' shielded ball bearings for longer life
- Indexable to different positions up to 15 degrees
- Oscillation up to 90 degrees for total flexibility
- Sturdy brazed wire guards with powder coating ensures corrosion resistance
- Minimal power consumption
- Generally conforming to IS: 2997-1964 standards
- Available in 450 mm, 600 mm and 750 mm sizes



## TURBOFORCE HEAVY DUTY EXHAUST FAN

- Corrosion resistant body, minimal noise operation & maintenance free design
- Totally enclosed, highly efficient heavy duty motor with pressure die cast aluminium rotor mounted on two ball bearings
- Aerodynamically contoured blades handle maximum air with minimum power consumption.
- Rigid frame with rubber mountings for silent operation
- For more corrosive environment, exhaust fans with chlorinated rubber paints are also available
- Conforming to IS: 2312 -1967
- Available in various sizes with I & III phase





Technical Specification - Ceiling Fans					
Performance Details on 220-240 V, 50 Hz AC					
SI No.	Model	Sweep (mm)	Watt (W)	Speed r/min (rev/min)	Air Delivery (m <sup>3</sup> /min)
A	Ceiling Fans				
1	Fusion, SS-390 Metallic, Velocity, SS-390, Nicola, Speedster 4 blade, XP 390, Pacer	600	65	850	110
2	Speedster 4 blade	750	68	780	125
3	XP 390	900	72	610	190
4	Nicola, Fusion, SS-30, SS-390 Metallic, Velocity	900	62	420	140
5	Spartz, Enticer, Pacer	900	70	420	160
6	SS-390, Fusion, SS-390 Metallic, Velocity	1050	65	400	160
7	Spartz, Enticer, Pacer	1050	72	400	170
8	Orion, Enticer, Enticer Art Limited edition, Collector's edition, Heritage edition, Ambrose, Spartz, Leganza (3B), Areole, Furia, SS 390 Deco, SS-390 Metallic, Festiva, Quanto, SS-390 Splash, Glaze, Zester, Enticer Hues Gold/Silver	1200	74	390	235
9	Pacer, XP 390 Plus	1200	72	390	230
10	Woodster, Safari, Motorace	1200	70	350	225
11	Leganza (4B) , Fabio Platinum	1200	70	350	225
12	Spiro	1200	75	300	220
13	Spark HS, Velocity-HS, Vogue Plus, Artemis, Andria	1200	75	390	220
14	Nicola, Fusion, Candy, Troika, Spark Deco, Velocity, EP Trendy, Trinity Underlight, Fusion Prime	1200	74	350	225
15	Stealth Air	1250	80	280	280
16	Stealth Air Underlight	1250	80+10 W	280	280
17	Stealth Cruise	1320	80	300	320
18	Yorker, Urbane	1320	82	300	260
19	Sagittal	1320	75	300	250
20	Fabio Platinum	1200	70	350	225
21	Pentaforce	1320	75	300	220
22	Octet	1320	84	270	280
23	Dew, Futuro	1320	82	300	260
24	SS-390, SS-390 Metallic	1400	75	320	255
25	Fusion, Velocity, Pacer, XP 390, Nicola, Enticer, Spartz	1400	75	290	250
26	Lumeno	1320	80	280	260
27	Olivia	1200	80	280	260
28	Octet Underlight	1320	90	270	280
SI No.	Model	Sweep (mm)	Watt (W)	Speed r/min (rev/min)	Air Delivery (m <sup>3</sup> /min)
B	Energy Saving Fans				
29	Efficiencia Neo	1200	26	350	220
30	Efficiencia	1200	32	350	225
31	ES-40	1200	40	300	215
32	Fusion ES	1200	50	350	218
33	ES 50 Premium, ES 50	1200	50	350	218





TPW Fans					
Performance Details on 220-240 V, 50 Hz AC					
Sl No.	Model	Sweep (mm)	Watt (W)	Speed r/min (rev/min)	Air Delivery (m <sup>3</sup> /min)
<b>C</b> Table Fans					
1	Velocity Neo-HS, Swing LX HS	400	130	2000	96
2	Velocity Neo, Swing ZX, Swing LX	400	50	1350	72
3	Accelero HS	400	130	2200	95
4	Sameera	400	50	1360	65
<b>D</b> Wall Fans					
5	D'zire	300	50	1360	65
6	Swing	300	45	1360	55
7	Swanky, Platina Remote, Swing, Platina, D'zire	400	50	1350	72
8	Swing 300 Hi-Speed, D'zire Hi-Speed, Accelero HS	300	100	2000	65
9	Platina Hi-Speed	400	130	2000	95
10	Accelero HS	400	130	2200	95
11	Airboll Hi-Speed	450	110	1750	100
12	V3	450	100	1400	110
13	Sameera	400	50	1360	65
14	Aindrilla	400	50	1350	72
<b>E</b> Pedestal Fan					
15	Mini Pedestal	250	50	2000	55
16	Trendy, Swing, Sprint LED, Sprint LED Remote	400	50	1350	72
17	Aindrila Premium, Aindrila Standard	400	50	1350	72
18	Girik, Glitz	400	65	1350	72
19	Gatik	400	55	1350	72
20	Tourner	400	65	1250	75
21	Sprint - 18	450	60	1350	80
22	Accelero HS	400	130	2200	95
23	Sprint - 16 Hi-Speed	400	130	2000	95
24	Sprint - 18 Hi-speed	450	110	1750	100
25	Windstorm	450	145	1400	145
26	Windstorm 500	500	130	1400	135
27	V3	450	100	1400	110





F		Cabin Fan and Personal Fan	Sweep (mm)	Watt (W)	Speed r/min (rev/min)	Air Delivery (m <sup>3</sup> /min)
28	I Cool		175	52	2200	40
29	Birdie		230	45	2500	40
30	Crescent		250	40	1300	55
31	Breezo		300	80	2200	60
32	Ciera Cabin Fan		300	80	2400	75
33	Swing Gyro		400	60	1350	65
G		Ventilair Fan	Sweep (mm)	Watt (W)	Speed r/min (rev/min)	Air Delivery (m <sup>3</sup> /h)
34	Vento Jet-Auto Inox/Std, Vento Jet-Inox, Vento Jet-Std		100	15	2500	98
35	Vento Jet-Auto Inox/Std, Vento Jet-Inox, Vento Jet-Std		150	25	2200	320
36	Vento Hush-Std		100	15	2400	98
37	Vento Hush-Std		150	25	2100	320
38	Vento Max-Auto Std, Vento, Max-Std		150	28	2400	320
39	Ventilair DXZ		150	22	1800	250
40	Ventilair DXZ		100	18	2500	90
41	Ventilair DX		150	22	1350	280
42	Ventilair DX		200	32	1350	520
43	Ventilair DX		250	35	1200	860
44	Ventilair DXW Neo		150	25	2000	300
45	Ventilair DXW Celso		150	15	1350	150
46	Ventilair DXW Celso		200	20	1550	250
47	Ventilair DXW		100	15	2400	100
48	Ventilair DXW		150	25	2000	300
49	Ventilair DXR		150	25	1800	300
50	Ventilair DX-WE		150	25	1760	300
51	Ventilair DX-C		130	24	1760	150
52	Ventilair Hush		100	15	2450	140
53	Ventilair Hush		150	20	2000	275
H		Ventilair Fan Metallic	Sweep (mm)	Watt (W)	Speed r/min (rev/min)	Air Delivery (m <sup>3</sup> /h)
54	Ventilair DB		230	45	1400	860
55	Ventilair DB		300	70	1400	1770
56	Ventilair DB Neo		230	45	1450	890
57	Ventilair DB Neo		300	70	1400	1785
58	Ventilair DS		150	38	2800	400





59	Ventilair DS	230	35	1400	800
60	Ventilair DS	300	40	1400	1060
61	Ventilair DSP	230	40	1350	510
62	Ventilair DSP	300	50	1350	900
I	Industrial Fans	Sweep (mm)	Watt (W)	Speed r/min (rev/min)	Air Delivery (m <sup>3</sup> /h)
63	Turboforce 1-Φ	300	55	900	1275
64	Turboforce 1-Φ		90	1400	1950
65	Turboforce 1-Φ	380	100	900	2250
66	Turboforce 1-Φ		166	1400	3700
67	Turboforce 1-Φ	450	145	900	4400
68	Turboforce 1-Φ		410	1400	6200
69	Turboforce 1-Φ	600	250	700	7900
70	Turboforce 1-Φ		850	900	10520
71	Turboforce 3-Φ	450	370	1400	6800
72	Turboforce 3-Φ	600	500	900	10520
73	Turboforce (Wall Air Circulator Fan, Pedestal Air Circulator Fan)	450	100	1440	9000
74	Turboforce (Wall Air Circulator Fan, Pedestal Air Circulator Fan)	600	180	1440	16800
75	Turboforce (Wall Air Circulator Fan, Pedestal Air Circulator Fan)	750	235	1400	16800
76	Turbojet 1-Φ	300	55	900	1145
77	Turbojet 1-Φ		90	1400	1710
78	Turbojet 1-Φ	380	100	900	2000
79	Turbojet 1-Φ		160	1400	3250
80	Turbojet 1-Φ	450	145	900	3900
81	Turbojet 1-Φ		410	1400	6120
82	Turbojet 1-Φ	600	550	900	9400
83	Turbojet 3-Φ	450	300	1400	6120
84	Turbojet 3-Φ	600	420	900	9400

Pictures and details of the product(s) in this catalogue are merely illustrative. Actual products may vary in colour, design, description and colour combination etc. Due care has been taken that the information provided herein is accurate but is subject to human error. The information is updated from time to time. Havells India Limited reserves its rights to amend data/details without prior notice.

Copyright Subsists. Imitation of trade dress, graphics and color scheme of this document is a punishable offence.







# HAVELLS

## HAVELLS INDIA LTD.

Corp Office: QRG Towers, 2D, Sector-126,  
Expressway, Noida-201304 (U.P.) Ph. +91-120-4771000

Email : [marketing@havells.com](mailto:marketing@havells.com), Website : [www.havells.com](http://www.havells.com)

Consumer Care: 1800 11 0303, 1800 103 1313 (All Connections), 011-4166 0303 (Landline)

CIN: L31900DL1983PLC016304